

# RIVIÈRE

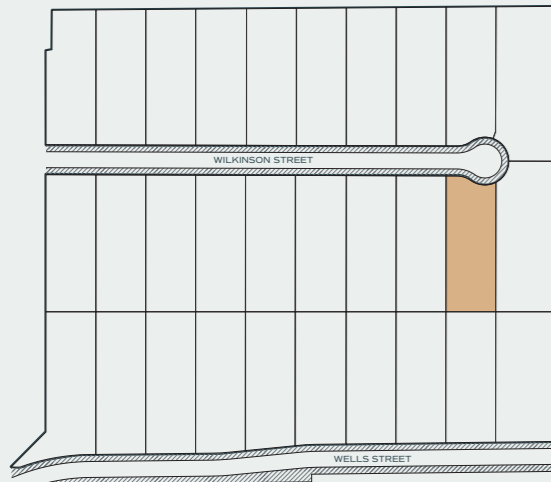
PITT TOWN

65 WELLS STREET, PITT TOWN

## Lot Plan 201

Land Size: 1647m<sup>2</sup>

Land Frontage: 26.18m



### SALES ENQUIRIES

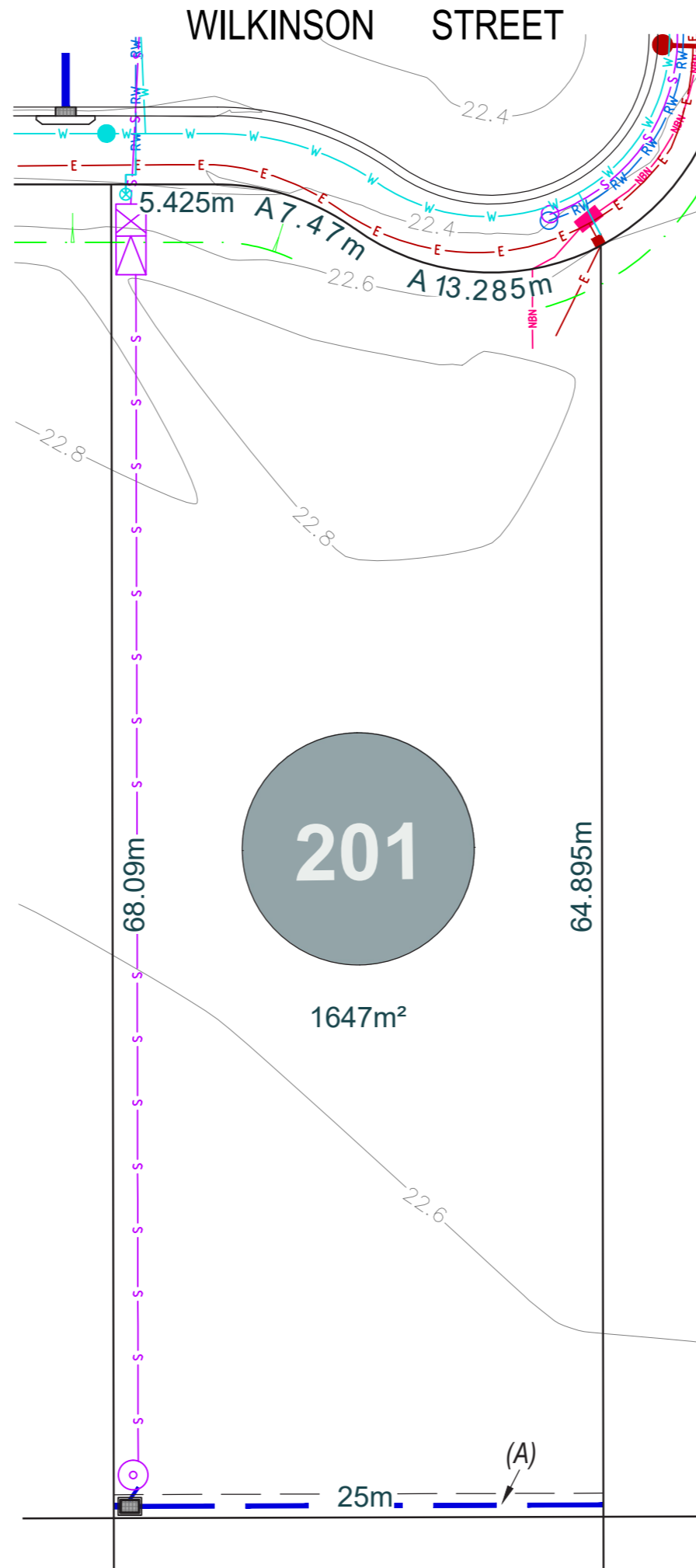
1800 1 227 853

sales@castlegroup.com.au

riviereestate.com.au

PROUDLY DEVELOPED BY

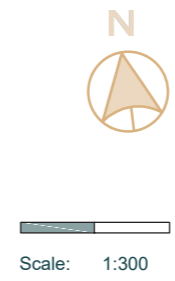
**CASTLE**  
GROUP



SERVICE DESIGN REFERENCES	
ELECTRICAL (ENDEAVOUR ENERGY)	EDGEWATER, REF: A532958 NRS3824
SEWER & RECYCLED WATER (ALTOGETHER)	RARI, REF: 10/28062/1 (STAGE 1) & 10/28062/2 (STAGE 2)
POTABLE WATER (SYDNEY WATER)	RARI, REF: Case No. 209180pw (STAGE 1) & Case No. 209976pw (STAGE 2)
NBN (NBN Co.)	COMMUNICATION EXCAVATIONS, REF: JB3646_STG-W000309757

LEGEND	
UTILITY - ELECTRICITY	
SEWER	
WATER	
RECYCLED WATER	
NBN	
NBN PIT	
ELECTRICAL PILAR	
STREET LIGHT LOCATION	
DESIGN STORMWATER DRAINAGE PIPE AND STRUCTURE	
DESIGN BATTER	
FINISHED SURFACE CONTOURS	
RETAINING WALL	
SEWER COLLECTION TANK	
SEWER PROPERTY BOUNDARY KIT	

EASEMENTS	
(A)	DENOTES 1.2m WIDE EASEMENT TO DRAIN WATER



Disclaimer: The information in this document is intended as a general introduction to Rivière and does not form an offer, guarantee or contract. While reasonable care is taken to ensure that the contents of this document are correct, this information is to be used as a guide only. Its contents (including plans and dimensions) are conceptual, indicative and approximate only, not to scale and are subject to change at any time without notice. Prospective purchasers must rely on their own enquiries and the Contract for Sales. Produced June 2025.